

Jerdacuttup Primary School

Annual Report 2022

PO Box 109 Ravensthorpe, WA, 6346 ✉

08 6823 1100 ☎

Jerdacuttup.ps@education.wa.edu.au 📧



INTRODUCTION

Challenges in the 2022 school year have come on the whole, due to staffing issues. Having key staff on extended leave and resigning throughout the year and in most cases not being able to fill the positions, has had a significant impact on the delivery of curriculum and the wellbeing of staff. Reduction in the school and wider community population has impacted on the ability to form a School Council and maintain the school's Parents and Citizens Association

Continually changing the teaching timetable, staff having to do additional teaching, cleaning and gardening have been the main factors drawing on human and financial resources. Continually advertising, training and inducting new and existing staff has taken quality time away from curriculum delivery. Due to the dedication of staff, student progress and performance has been very good and interesting and challenging programs have been in place to keep students engaged and enthusiastic.

Additional information about the school can be found on our web site: <http://jerdacuttupschool.wa.edu.au/>

SCHOOL ETHOS

Jerdacuttup Primary School, in partnership with the wider community, aims to provide an inclusive education for all students in a safe, caring and stimulating environment so that students can become adaptive and participating members of their community.

VISION

Jerdacuttup Primary fosters the development of the whole child through the provision of a learning environment that is supportive, safe, stimulating and inclusive.

The school encourages all students to be actively engaged and motivated learners, immersing them in a positive, student-centred environment. The school promotes a responsible and professional workforce dedicated to developing current and lifelong skills relevant to our changing world, preparing students to participate successfully in the wider community.

The school provides strong organisational support through whole school collaborative planning supporting a challenging curriculum, taking advantage of local resources to enhance the curriculum.

BACKGROUND

Jerdacuttup is an isolated rural school located at the southern end of the Rabbit Proof Fence, 50 km east of Ravensthorpe, 160 km west of Esperance and some 30 km from the rugged southern coast. This level 3 primary school resides in the Goldfields Region and caters for students in kindergarten to year six. Students travel by bus from the outlying community which is primarily involved in agriculture and to a limited extent, mining.

The original school was constructed from Ravensthorpe stone and built by parents in 1964. It opened with just eight students and was relocated to its present site in 1979. The original school building now serves as a music room.

SCHOOL STRUCTURE

Students are taught in one class, kindergarten to year six with a teacher and education assistant.

The Department of Education's Curriculum and Syllabus drive curriculum delivery, with the Australian Curriculum fully implemented.

Academic, social and emotional needs of students are well catered for by the high staff/student ratio. Teachers are committed to the welfare and wellbeing of each student and offer them every opportunity and incentive to achieve their potential. In addition to the academic curriculum, students learn respect, leadership skills, responsibility and citizenship.

POLICIES, PLANS AND SPECIAL PROJECTS

Students access all eight Learning Areas as part of regular classroom activities;

- [English](#) - utilising First Steps in Reading and Writing, Sound Waves and Word Shark for spelling. The New South Wales Handwriting style is used. Reading material is levelled using PM Benchmark for all students and additional support provided using the Multilit, InitialLit, MiniLit and Pre-Lit programs. The 2022 Reading program included Reading Eggs and Reading Comprehension kit programs to enable individual student plans. In 2022 the daily Reading Tutor Program has been in place for all students with its primary goals to improve fluency and oral retell.
- [Mathematics](#) - utilizing First Steps in Mathematics strategies. Lessons have a focus on mathematical understandings and mental strategies through hands-on activities using a wide variety of concrete materials. The Australian Curriculum, Mathematics has directed teacher planning using *Mathletics* (online), Paul Swan professional learning and resources, *TopTen* and *Back to front Maths* to supplement lessons. 2022 saw the continued use of our Whole-school Maths Policy using current, evidence-based pedagogy and resources to address the needs of all students. The daily Quick Start - a basic facts drill challenge for all levels has been as popular and successful program.
- [Language Other Than English](#) - (Japanese) - delivered through School of Isolated and Distance Education (SIDE) online for students in years 3-6 using the online program Moodle.
- [Health and Physical Education](#) - including swimming lessons and athletics carnivals. Sporting Schools, Fundamental Movement Skills and Crunch 'n Sip healthy eating program founded on DoE Healthy Food and Drink Choices in Schools supported healthy eating. Mental health with the Virtues Project gave students a chance to develop and practice their virtues of character! School bicycles had a proper workout.
- [The Arts](#) - including visual arts, dance and drama. The adopted theme of 'Invertebrates provided inspiration for a varied and colourful exploration of visual arts with students experimenting with new techniques and materials.
- [Technology & Enterprise](#) with a strong focus on involvement in real life tasks. ICT is integrated into all Learning Areas where possible. Students designed and constructed various projects using donated materials that were recycled and reimaged. Every student had access to his/her own school-based iPad and digital camera.

- [History and Social Sciences](#) - utilizing local human and physical resources where relevant to topics covered. The school continues to maintain sustainable systems including Chook house, worm farm, compost, vegetable garden etc.
- [Science](#) - through Wings, Primary Connections and Scitech resources, students had a focus on inquiry skills in Biological Science and Chemical Science, taking advantage a field trip to the Ravensthorpe Wildflower Show and tour of the Herbarium. Supplementary materials from Scitech were also part of the curriculum.

EXCURSIONS

- Swimming lessons - Hopetoun Beach
- Skills & Drills - Lake King
- Athletics carnival - Hopetoun
- Leaf Litter workshop with Dr Sue Jagger
- Puppets - Munglinup
- Ravensthorpe Wildflower Show
- ANZAC Day reconnaissance bush walk
- Hopetoun - riding with the Police
- Ravensthorpe Museum



INCURSIONS

- Drone Demonstration
- Scholastic Book Fair
- Under the Stars Sleepover

INFORMATION COMMUNICATION TECHNOLOGY

- 1-1 classroom computer ratio
- iPads for every student
- 10 waterproof digital cameras
- 3 Interactive Whiteboards
- Robotics kits



LIBRARY

- Well-resourced and managed with regular displays to stimulate interest
- Automated borrowing facilities updated with Oliver V5
- Updated and extended shelving space and comfortable and attractive seating
- Spring Book Fair

ENVIRONMENTAL STUDIES

- Waste management (worm farm, paper shredding, Bokashi and compost bins)
- Sustainability studies
- Upgraded solar panels for school building
- Recycling - art resources, materials sorting bins

STUDENT ACHIEVEMENT

NAPLAN Data - No Data due to very low student numbers

Proficiency Band Distribution

Detailed results are not provided due to very low student numbers.

Teacher Judgement Data

Generally, grade distribution for students in Mathematics and English are consistent with results across like schools, though very low numbers of students skew results. PATs results for Reading, Spelling and Vocabulary show standardised stanine results that put most students at or above the normal range of grade achievement. Writing using Brightpath assessment tools and teacher judgements moderated across network schools assists with reliable assessments.



ATTENDANCE DATA

Previous attendance percentages for Jerdacuttup, Like Schools and all WA Public Schools

Table 1 - Attendance percentages - comparison

Table 2- Attendance percentages for JPS students based on attendance category.

	Attendance Rate	
	JPS	WA Public Schools
2020	90.7%	91.99%
2021	89.6%	91.0%
2022	89.2%	86.6%

	Attendance Category			
	Regular	At Risk		
		Indicated	Moderate	Severe
2020	75.0%	0.0%	16.7%	8.3%
2021	33.3%	22.2%	44.4%	0.0%
2022	55.6%	33.3%	11.1%	0.0%
Like Schools 2022	50.1%	31.3%	13.8%	4.8%
WA Public Schools	51.0%	32.0%	13.0%	5.0%

Data source Schools Online 2022

NATIONAL SCHOOL OPINION SURVEY

Two surveys were made available to the school community using the School Survey tool in 2020. The Jerdacuttup Primary School Parent Satisfaction survey was made available to parents through a link in the school newsletter on 14th October 2020. The school had at that time, eight families with children at the school. There were no responses.

The Jerdacuttup PS Staff Satisfaction survey 2020 was distributed on 20th August and five of the eligible nine staff responded. Three staff members are also parents of students in the school.

The lowest rating, 3.6 on a scale 0-6 was for 'I receive useful feedback about my work at this school'.

Surveys were not conducted in 2022.





PROGRESS ON 2022 PRIORITY AREAS

Oral Retell

A number of resources were purchased and used to support the implementation of oral retell across the curriculum. The PM Benchmark assessment tool was used throughout the year, and as a summative assessment for the effectiveness of strategies to build oral retell. Results have shown low progress in this area. Embedding the use of resources for this program has been challenging with the high turnover of staff. The program will continue in 2023.

Virtues Program

The Virtues Program was reinvigorated in 2021 with updated posters and affirmations. Students reinforced the affirmations daily and information about the virtues were included in the school newsletters. Students made regular entries into their Virtues Journals. The program will continue in 2022 but not as major focus.

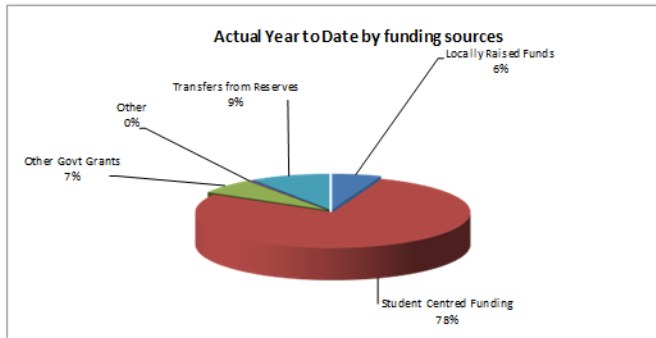
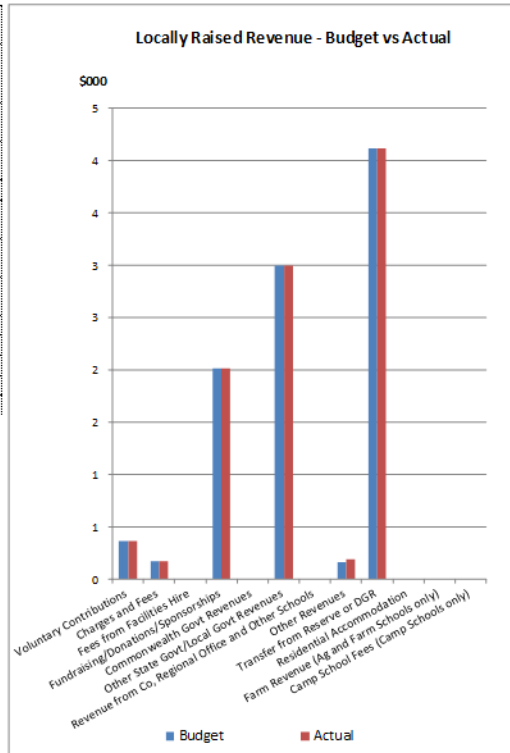
SCHOOL PRIORITIES 2023

- ICT upgrade and cross-curriculum integration

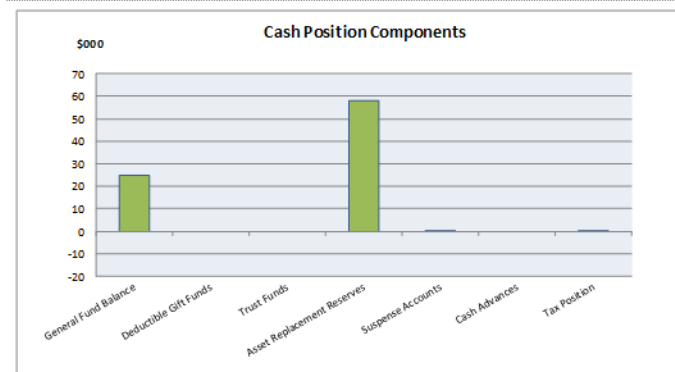
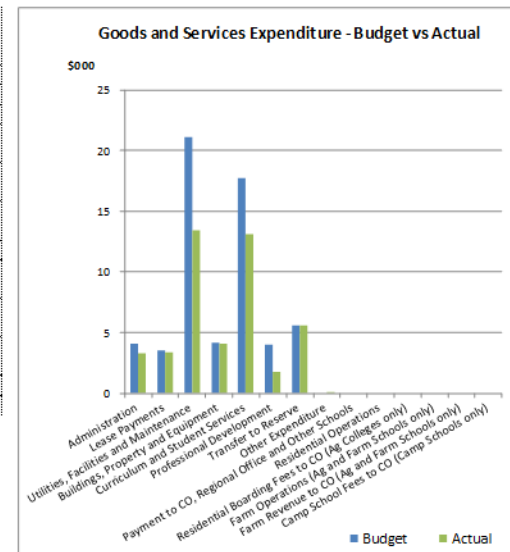


Jerdacutt Primary School
Financial Summary as at
31-December-2022

Revenue - Cash & Salary Allocation	Budget	Actual
1 Voluntary Contributions	\$ 360.00	\$ 360.00
2 Charges and Fees	\$ 165.00	\$ 165.00
3 Fees from Facilities Hire	\$ -	\$ -
4 Fundraising/Donations/Sponsorships	\$ 2,018.00	\$ 2,017.76
5 Commonwealth Govt Revenues	\$ -	\$ -
6 Other State Govt/Local Govt Revenues	\$ 3,000.00	\$ 3,000.00
7 Revenue from Co, Regional Office and Other Schools	\$ -	\$ -
8 Other Revenues	\$ 158.00	\$ 190.24
9 Transfer from Reserve or DGR	\$ 4,119.00	\$ 4,118.82
10 Residential Accommodation	\$ -	\$ -
11 Farm Revenue (Ag and Farm Schools only)	\$ -	\$ -
12 Camp School Fees (Camp Schools only)	\$ -	\$ -
Total Locally Raised Funds	\$ 9,820.00	\$ 9,851.82
Opening Balance	\$ 25,975.44	\$ 25,975.44
Student Centred Funding	\$ 33,925.00	\$ 33,925.04
Total Cash Funds Available	\$ 69,720.44	\$ 69,752.30
Total Salary Allocation	\$ -	\$ -
Total Funds Available	\$ 69,720.44	\$ 69,752.30



Expenditure - Cash and Salary	Budget	Actual
1 Administration	\$ 4,085.00	\$ 3,314.76
2 Lease Payments	\$ 3,500.00	\$ 3,401.60
3 Utilities, Facilities and Maintenance	\$ 21,093.00	\$ 13,413.96
4 Buildings, Property and Equipment	\$ 4,169.00	\$ 4,118.82
5 Curriculum and Student Services	\$ 17,728.00	\$ 13,106.41
6 Professional Development	\$ 4,000.00	\$ 1,747.92
7 Transfer to Reserve	\$ 5,608.00	\$ 5,608.00
8 Other Expenditure	\$ -	\$ 3.72
9 Payment to CO, Regional Office and Other Schools	\$ -	\$ -
10 Residential Operations	\$ -	\$ -
11 Residential Boarding Fees to CO (Ag Colleges only)	\$ -	\$ -
12 Farm Operations (Ag and Farm Schools only)	\$ -	\$ -
13 Farm Revenue to CO (Ag and Farm Schools only)	\$ -	\$ -
14 Camp School Fees to CO (Camp Schools only)	\$ -	\$ -
Total Goods and Services Expenditure	\$ 60,183.00	\$ 44,715.19
Total Forecast Salary Expenditure	\$ -	\$ -
Total Expenditure	\$ 60,183.00	\$ 44,715.19
Cash Budget Variance	\$ 9,537.44	



Cash Position Components	
Bank Balance	\$ 82,971.35
Made up of:	
1 General Fund Balance	\$ 25,037.11
2 Deductible Gift Funds	\$ -
3 Trust Funds	\$ -
4 Asset Replacement Reserves	\$ 57,834.15
5 Suspense Accounts	\$ 50.09
6 Cash Advances	\$ -
7 Tax Position	\$ 50.00
Total Bank Balance	\$ 82,971.35

Source: RM Finance via Financial Summary Autoload Tool (Excel 346.94 kB)